













Addendum A - Sauna Sail Courses

1. For the Outer and Intermediate Courses the Starting Line will be located to leeward of the leeward Course Mark.
2. For the Inner Course, the Starting Line will be located in the middle of the windward/leeward leg.
3. The courses are: Start, complete the number of laps as per the table below, and then, from the Last Course Mark, finish as described in “The Finish”.

Div.	Definition	Course	C1	C2
1	Multi: ≤ 80	Outer		
2	Multi: > 80	Outer		
3	Mono: ≤ 96.5	Intermediate		
4	Mono: 97 to 120	Intermediate		
5	Mono: > 120	Intermediate		
6	Juniors	Inner		
7	Access, Liberty, 303, ...	Inner	